

# SREE NARAYANA COLLEGE CHENGANNUR

Alappuzha, Kerala

Affiliated to University of Kerala  
NAAC Accredited with 'B' Grade



[www.sncchengannur.ac.in](http://www.sncchengannur.ac.in)

[sncchengannur@gmail.com](mailto:sncchengannur@gmail.com)

## CRITERIA 1

### 1.4 FEEDBACK SYSTEM

1.4.1 *Institution obtains feedback on the academic performance and ambience of the institution from various stakeholders, such as Students, Teachers, Employers, Alumni etc. and action taken report on the feedback is made available on institutional website*

Submitted To



THE NATIONAL ASSESSMENT AND ACCREDITATION COUNCIL (NAAC)  
FOR ASSESSMENT & ACCREDITATION – CYCLE II  
AUGUST 2023

# Feedback Back Analysis Report

---

*Feedback 2020-2021*

IQAC



**Sree Narayana College Chengannur**  
Alapuzha, Kerala

Estd: 1981

# 1 Contents

1	Contents .....	0
1	About the college .....	4
2	Vision.....	4
3	Mission.....	4
4	Feedback system .....	5
5	Feedback system Process .....	6
6	Feed Back Collection.....	6
7	Students Feed Back on Syllabus .....	7
7.1	Easy of understanding the Syllabus .....	8
7.2	Reference Text Availability .....	8
7.3	Did Syllabus make interest for you.....	9
8	Suggestions and comments from Students.....	10
9	Action Plan 2020-2021 .....	10
10	Students Feed Back on Faculty.....	10
10.1	Overall Effectiveness of Class .....	10
10.2	Preparation of Class .....	11
10.3	Knowledge on Online class and Presentation .....	11
10.4	Regularity on the teacher on class.....	12
10.5	Guidance and Mentoring.....	12
10.6	Subject knowledge .....	13
10.7	Time allocated to interaction.....	13
10.8	Process of internal Assessment .....	14
10.9	Presentation and Communication skill .....	14
10.10	Availability Outside the class .....	15
10.11	Suggestions and comments from Students.....	15
10.12	Action Plan for 2020-2021.....	16
11	Parents Feedback 2020-2021 .....	16
11.1	Overall Quality of the Education in college.....	16
11.2	Opinion about the Department Staff .....	17
11.3	Opinion about Facilities and Lab .....	17
11.4	Opinion about the Transportation .....	18

11.5	Opinion about Online Class .....	18
11.6	Teacher engaging with real life activities .....	19
11.7	Opinion about Cost of Studies .....	19
11.8	Opinion Activities of PTA.....	20
Suggestions and Comments from Students.....		20
12	Action Plan for 2020-2021.....	21
13	Alumni Feedback 2020-21.....	21
13.1	Do you feel proud to be associated with our college as an Alumni .....	21
13.2	How do you rate development activities organized by the Department/College/Institute for your overall development?.....	22
13.3	Are you willing to participate in the alumni activities for the development of the college? .....	22
13.4	Is the course structure relevant to progress for higher levels? .....	23
13.5	Is the course design applicable to real life situation?.....	23
14	Employer Feedback on Students.....	24
14.1	How would you evaluate the Professional ethics and Punctuality of the students.....	24
14.2	How would you evaluate Presentation Skills of students .....	25
14.3	How can be evaluate the work culture adaptability of the student.....	25
14.4	What is the level of Participation for Research and Development activities .....	26
14.5	How would be useful the students additional skill.....	26

## 1 About the college

SreeNarayana College, Chengannur is a major centre for higher education offering educational opportunities to the rural community. The College is named after the great saint and social reformer Sree Narayana Gurudev. It stands as a monument that reminds us of the great doctrines of the Guru. The basic objective of the institution is to provide education to the marginalized section of the society. The college started functioning in 1981, and is a young growing college offering five under graduate courses and two post graduate courses. The college is situated in a beautiful place 6 kms away from Chengannur.

The college endeavours to mould a community of students committed to the pursuit of truth and moral excellence upholding the high ideals of Sree Narayana Guru, our patron. It was His Holiness Narayana Guru's call to seek "Liberation through Education" which inspired the distinguished citizens of this backward area to start a new college. We aim at building up a humane and socially committed fraternity of young men and women through education.

The motto of the college is "Enlightenment through Education". The college stands for academic excellence as well as development of the skill and character of students based on the Holy Guru's perspectives on humanism, secularism and universal brotherhood.

The Educational Courses offered by the Institute as summarized here. The college is affiliated to the University of Kerala and it offers the following courses:-

SL No	Course
1	BCom
2	B.sc Chemistry
3	Bsc Physics
4	Bsc Maths
5	BA Economics
6	Msc Physics
7	Msc Chemistry
8	MA Economics

## 2 Vision

Our college, named after the great social reformer Sree Narayana Guru, is a major centre for higher education to the rural community in the vicinity. Gurudev's concept that education is the most potential instrument of socio-economic progress, political development; moral and intellectual awakening inspired the establishment of this institution. Guru's call to seek "Liberation through education" and "Enlightenment through education" is our vision.

## 3 Mission

The mission of our college is to mold a community of students committed to the pursuit of truth and moral excellence upholding the high ideals of Sree Narayana Guru, our patron. We aim at building up humane and socially committed young men and women through education. The basic objective of the institution is to provide education to the marginalized sections of the society. The college stands for academic excellence as well as development of the skill and

character of students based on the Holy Guru's perspectives on humanism, secularism and universal brotherhood.

#### **4 Feedback system**

Objective of the comprehensive feedback system mechanism is to achieve quality enhancement. The comprehensive feedback involve collection of feedback from all stake holder, which helps in monitoring academic content processes there by achieving quality substance and progressively quality enhancement. The college has 3 phase of feedback mechanism in placed

1. Feedback collection
2. Feedback Analysis
3. Action taken in Feedback

##### Feedback Collection

The Feedback collection will carry out in different level, the first level in college level feedback mainly college alumni and public suggestion is formally taken through alumni meeting and public suggestion raised in the public integration meeting held in the colleges. Their suggestions in to consideration for the overall development of the institution. The second level of feedback collection in the college department level, mainly academic and teaching. The department assigned tutors will collect the feedback from students about academics. This feedback will be discussed in department staff meeting if it found related to the college council same will be directed to the college council to notify. The third level of feedback collection in student level. General and class wise PTA meeting held regularly to facilitate interaction with parents and provide the form for collect the parents and provide the forum for collect the parent's feedback on the curriculum. In these meetings suggestions were given about the need for inculcation of certain skill and they are enthusiastically implemented. Suggestion and comments given by the parents are also taken in to account for future development

##### Feedback Analysis

The proposals regarding the analysis given by different committees and departments are discussed in council meet of the college a necessary action are taken. The opinion provided by the stakeholders were systematically categorized and grouped for further scrutiny and analysis. Based on the consolidated feedback, the IQAC initiated steps to address the issues raised from the various stakeholders and to sustain practices found beneficial

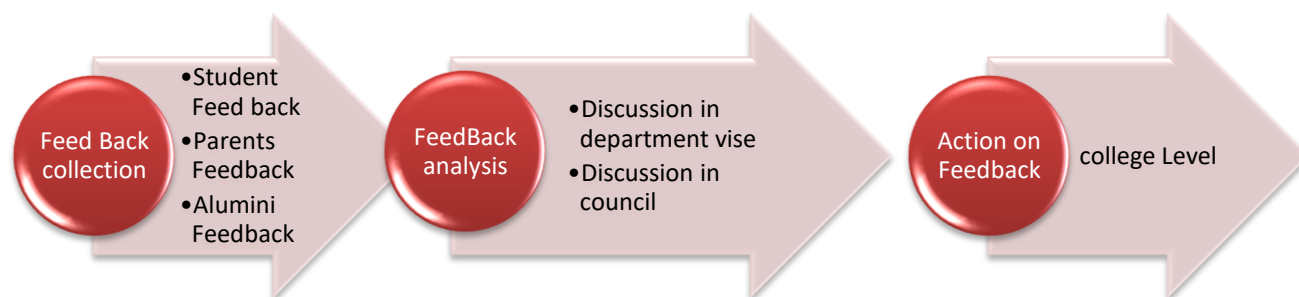
##### Action taken on feedback

Based on the feedback action taken in the college level

1. To improve the quality of academic ,make the details of the syllabus which is understandable to the students
2. To arrange the additional discussion for the portion which found required improvement
3. Identify the student who have the skill for specific area and support them

4. Encouraging students to join government-sponsored initiative like walk with scholar, scholar support program
5. Encourage students for inter college competition

## 5 Feedback system Process



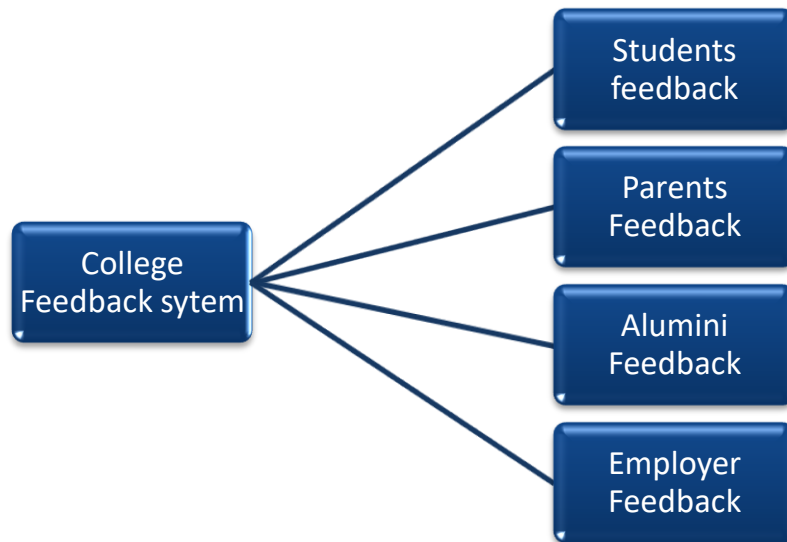
## 6 Feed Back Collection

The different feedback form has been placed in the Google form format and shared to students, alumni. The same has been filled and sent by responders through same form and response will be called in Google data base with time stamp.

### Categories of Feedback collection

1. Student feedback on Faculty
2. Students feedback on Syllabus
3. Parents feedback on colleges
4. Alumni feedback on college

All these four category feedback will be collected separately in different Google forms and response will be saved in college feedback system.



The feedback survey try to capture flowing categories, each year of the students, each UG program, each PG program, and each department level .It also covered the gender based considerations

**Screen Picture of feedback form placed for survey**

IQAC Feed Back From Students on Syllabus

**Sree Narayana College Chengannur**  
Estd: 1981  
Alapuzha, Kerala

Name of Student  
Your answer \_\_\_\_\_

	I Year Sem 1	I Year Semester 2	II year Semester 3	II year Semester 4	III year Semester 5	III year Semester 6	Open Course
Msc Physics	<input type="checkbox"/>	<input type="checkbox"/>	<input type="checkbox"/>	<input type="checkbox"/>	<input type="checkbox"/>	<input type="checkbox"/>	<input type="checkbox"/>
Bac Physics	<input type="checkbox"/>	<input type="checkbox"/>	<input type="checkbox"/>	<input type="checkbox"/>	<input type="checkbox"/>	<input type="checkbox"/>	<input type="checkbox"/>
BA Economics	<input type="checkbox"/>	<input type="checkbox"/>	<input type="checkbox"/>	<input type="checkbox"/>	<input type="checkbox"/>	<input type="checkbox"/>	<input type="checkbox"/>

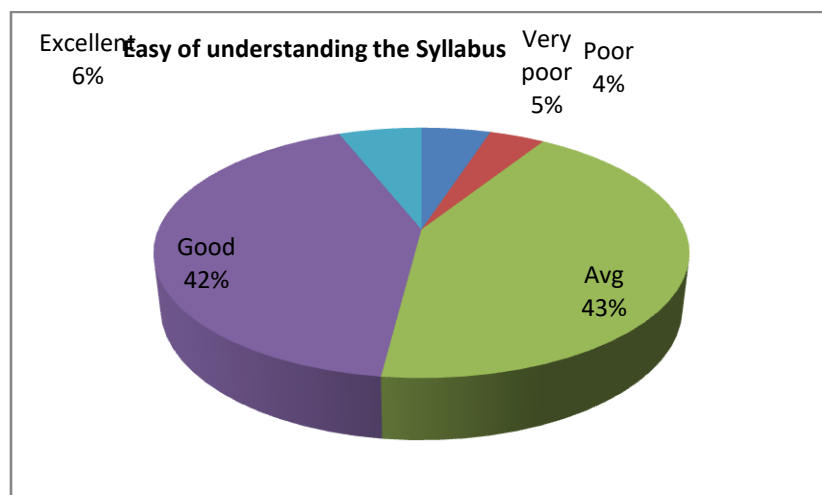
**7 Students Feed Back on Syllabus**



The college is affiliated with Kerala University. It follows the syllabus prescribed by the university. In order to analyze the student responses on syllabus various questions were asked and 119 responses were collected from the students. Each one of them is explained below.

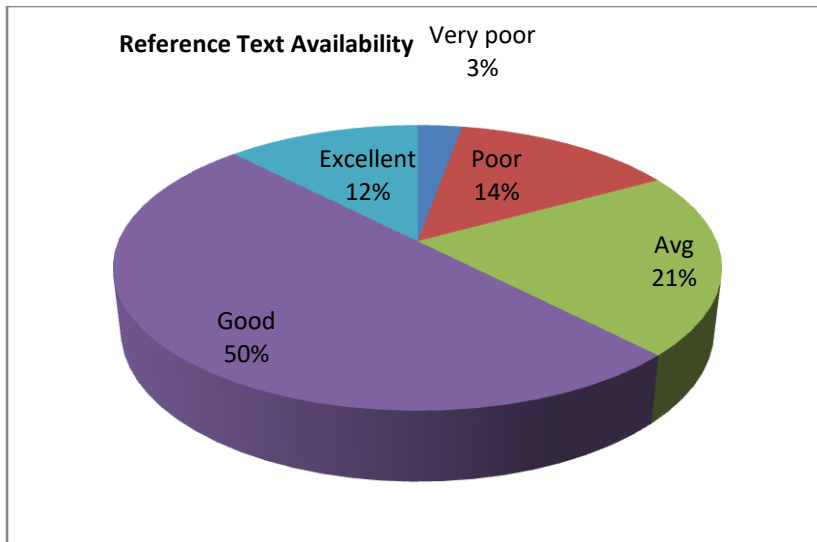
### 7.1 Easy of understanding the Syllabus

The responses of the students about Easy of understanding the Syllabus. It was observed that, 6% students feel that, Easy of understanding the Syllabus is excellent and 42 % feel good. Also, 43 % students feel that, Easy of understanding the Syllabus is average. Whereas, 4% feel that Easy of understanding the Syllabus is poor.



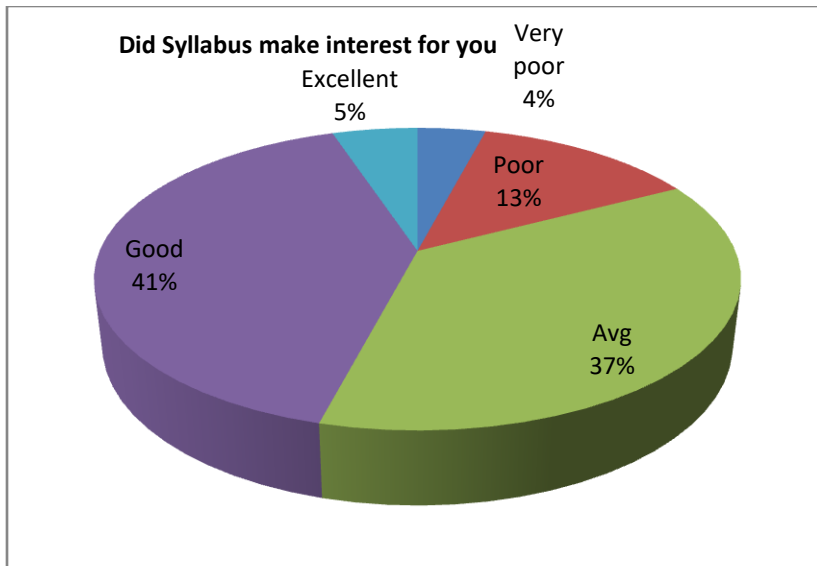
### 7.2 Reference Text Availability

The responses of the students about Reference Text Availability. It was observed that, 12 % students feel that, Reference Text Availability is excellent and 50 % feel good. Also, 21 % students feel that, Reference Text Availability is average. Whereas, 14% feel that Reference Text Availability is poor and 3% feel that very poor.



### 7.3 Did Syllabus make interest for you

The responses of the students about Syllabus make interest for you. It was observed that, 5 % students feel that, Syllabus make interest is excellent and 41 % feel good. Also, 37 % students feel that, Syllabus make interest is average. Whereas, 13% feel that Syllabus make interest for you is poor and 1% feel that very poor.



## **8 Suggestions and comments from Students**

- It's is different kind of syllabus. It's helps to score marks
- Over all excellent
- Increase the availability of reference text and give more practice questions.
- This syllabus has more longer
- Take much more importance to this elective subject also, like others.
- The syllabus is interesting but the lack of time between the two semesters does not provide an opportunity for intensive study

## **9 Action Plan 2020-2021**

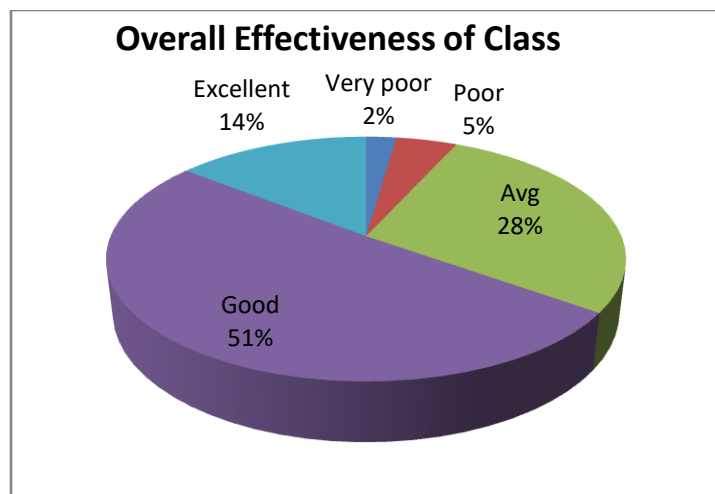
Feedbacks from students have been discussed with Academic Monitoring committee, Council meeting, tutorial committee and PTA meetings. Decided to take actions upon the suggestions raised by the alumni .Decided to purchase more reference texts to library especially for Elective courses.

## **10 Students Feed Back on Faculty**

An effort was made to access the student feedback on Faculty. As many as 10 questions were asked to the student on the various aspects like Effectiveness of class, class preparation, guidance and mentoring, etc. A sum of 142 responses was received from the students and same is discussed below.

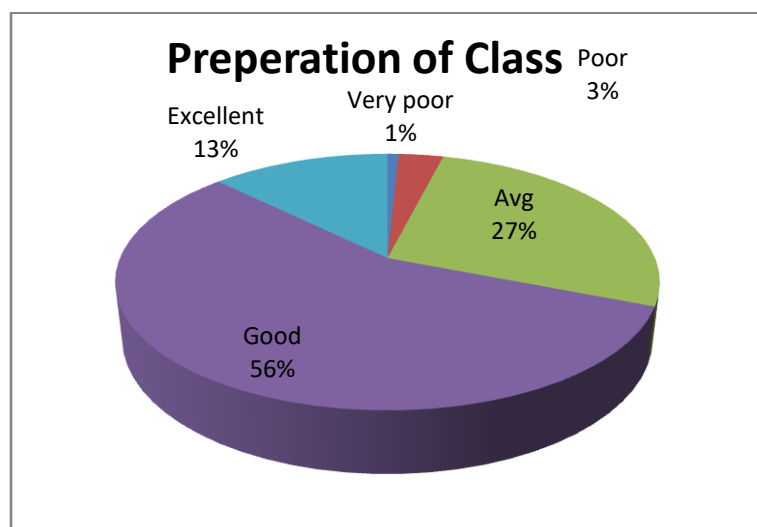
### **10.1 Overall Effectiveness of Class**

The responses of the students on the Overall Effectiveness of Class. It was observed that, 14 % students feel that, Overall Effectiveness of Class is excellent and 51% feel good. Also, 28 % students feel that, Overall Effectiveness of Class is average. Whereas, 5% respondents Overall Effectiveness of Class is poor.



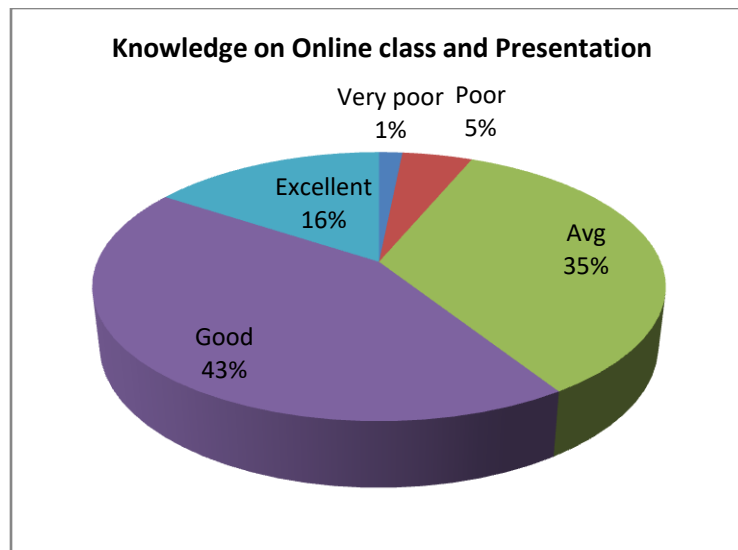
## 10.2 Preparation of Class

The responses of the students on the Preparation of the class about faculty. It was observed that, 13 % students feel that, Preparation of the class about faculty is excellent and 56% feel good. Also, 27 % students feel that, Preparation of the class about faculty is average. Whereas, 4% respondents Preparation of the class about faculty is poor.



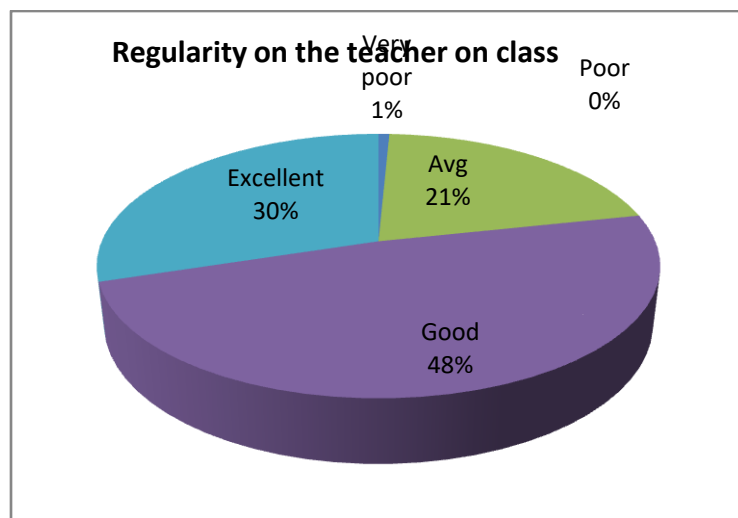
## 10.3 Knowledge on Online class and Presentation

The responses of the students on Knowledge on Online class and Presentation. It was observed that, 16 % students feel that, Knowledge on Online class and Presentation about faculty is excellent and 43% feel good. Also, 35 % students feel that, Knowledge on Online class and Presentation about faculty is average. Whereas, 2% Knowledge on Online class and Presentation is poor and 1% feel very poor.



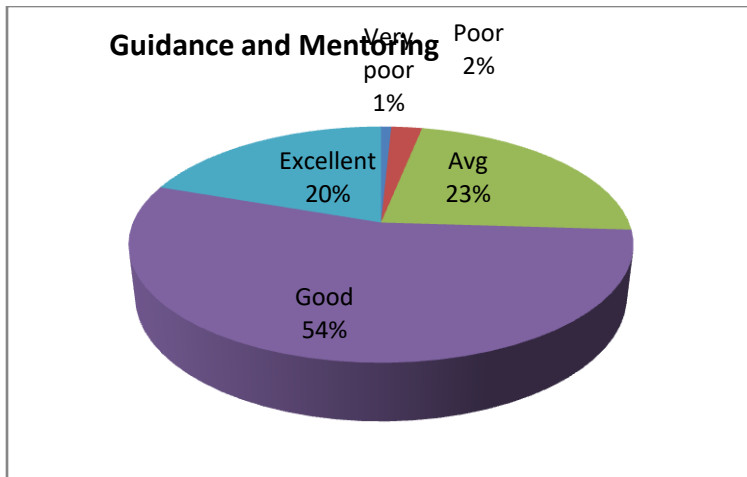
#### 10.4 Regularity on the teacher on class

The responses of the students on Regularity on the teacher on class. It was observed that, 30 % students feel that, Regularity on the teacher on class about faculty is excellent and 48% feel good. Also, 21 % students feel that, Regularity on the teacher on class about faculty is average. Whereas, 1% Regularity on the teacher on class about faculty is poor.



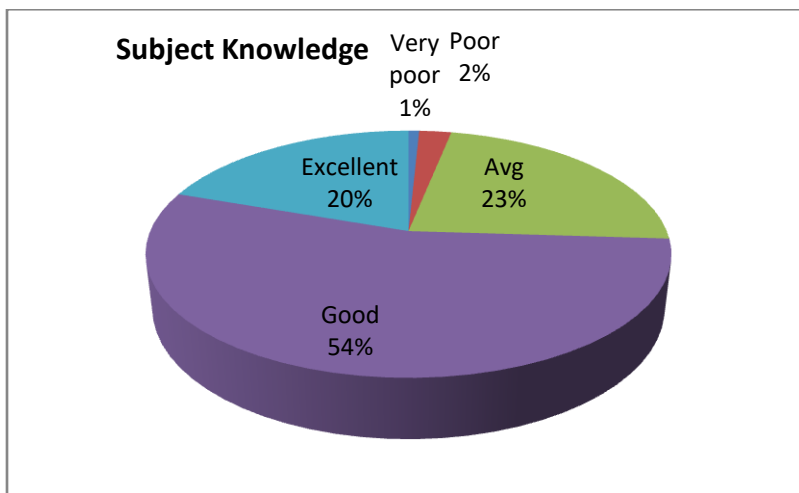
#### 10.5 Guidance and Mentoring

The responses of the students about Guidance and Mentoring. It was observed that, 20 % students feel that, students Guidance and Mentoring about faculty is excellent and 54% feel good. Also, 23 % students feel that, students Guidance and Mentoring is average. Whereas, 3% students Guidance and Mentoring is poor.



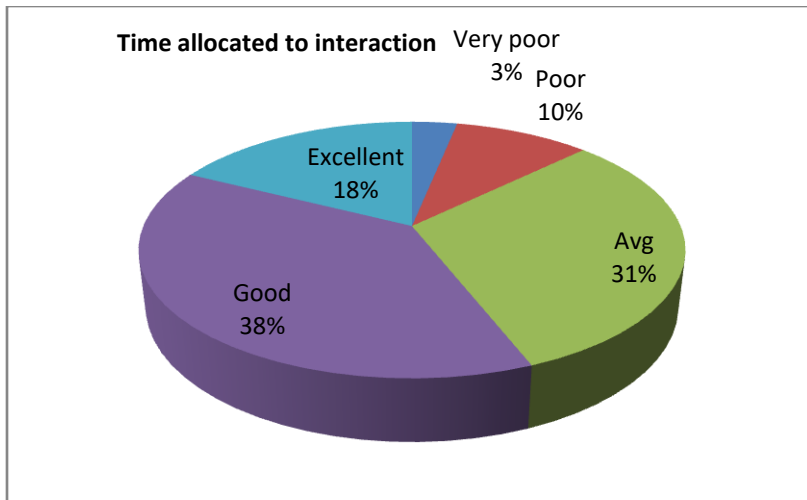
### 10.6 Subject knowledge

The responses of the students about Subject knowledge. It was observed that, 20 % students feel that, students Subject knowledge of faculty is excellent and 54% feel good. Also, 23 % students feel that, s Subject knowledge of faculty is average. Whereas, 3% students Subject knowledge of faculty is poor.



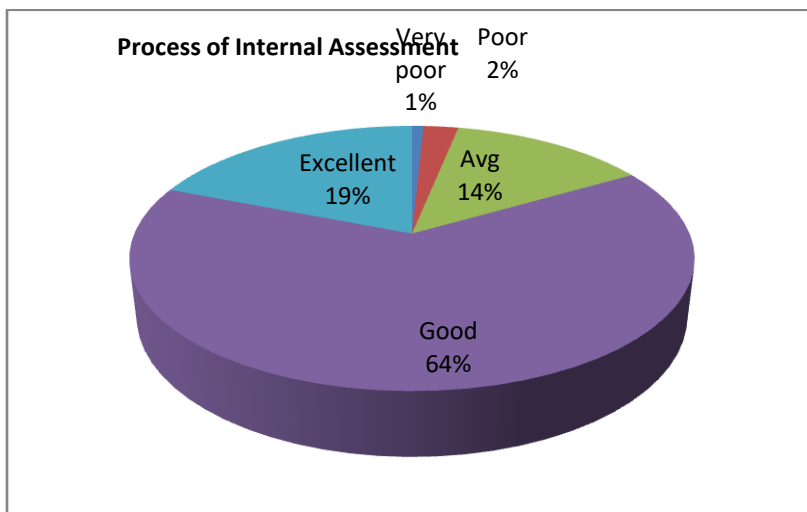
### 10.7 Time allocated to interaction

The responses of the students about faculty time allocated to interaction. It was observed that, 18 % students feel that, faculty time allocated to interaction is excellent and 38% feel good. Also, 31 % students feel that, faculty time allocated to interaction is average. Whereas, 13% faculty time allocated to interaction is poor.



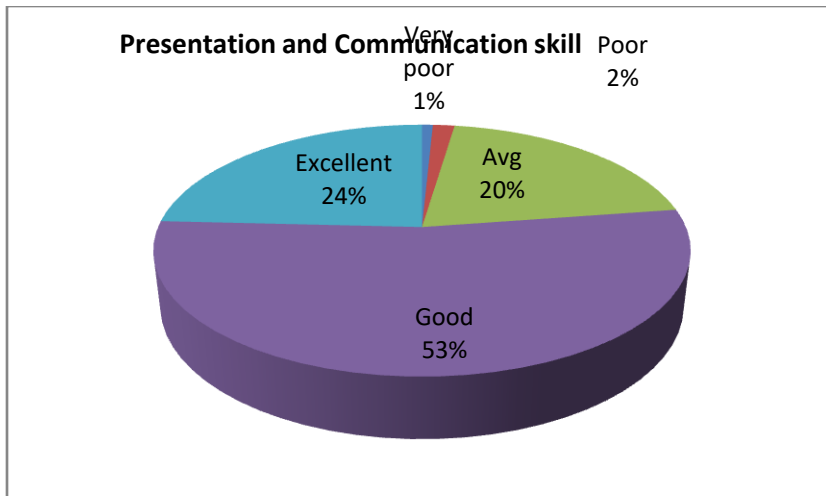
### 10.8 Process of internal Assessment

The responses of the students about Process of internal Assessment. It was observed that, 19% students feel that, Process of internal Assessment is excellent and 64 % feel good. Also, 14% students feel that, Process of internal Assessment is average. Whereas, 2% feel that Process of internal Assessment is poor.



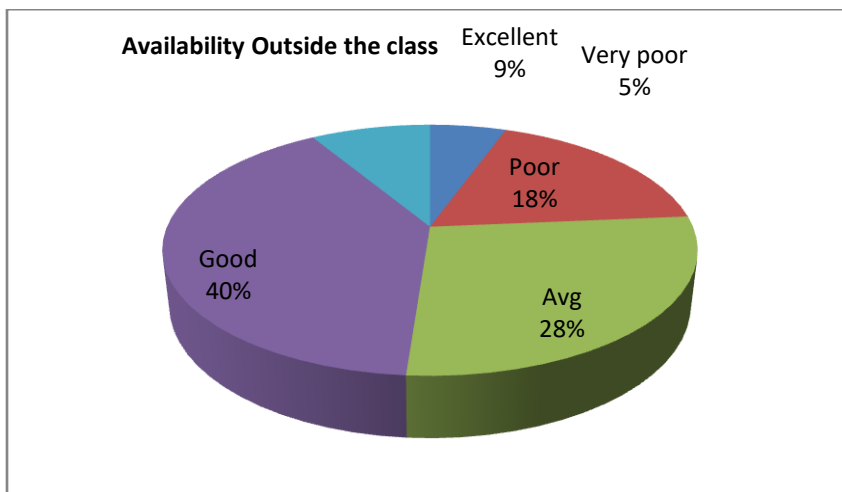
### 10.9 Presentation and Communication skill

The responses of the students about Presentation and Communication skill. It was observed that, 24% students feel that, Presentation and Communication skill is excellent and 53 % feel good. Also, 8 % students feel that, Presentation and Communication skill is average. Whereas, 3% feel that Presentation and Communication skill is poor.



### 10.10 Availability Outside the class

The responses of the students about Availability Outside the class. It was observed that, 9 % students feel that, Availability Outside the class is excellent and 40 % feel good. Also, 28 % students feel that, Availability Outside the class is average. Whereas, 5% feel that Availability Outside the class is poor.



### 10.11 Suggestions and comments from Students

- Writing in black board like session will enhance the outcome from students
- Problems should be workout in front of students will enhance their knowledge , than pre solved problem
- Recording session of the class after taking the online class will enhance the outcome from students



- For Political Science subject if some more notes are given to the students and explanation of topic in English also will be good.
- Dedicated and an excellent Faculty. Also provided a great mix of listening, speaking and practical learning activities.
- Physics Facilities to be improved
- For English Notes provide in essay topic is better
- Fully satisfied of Hindi classes
- Class for English is outstanding.
- Great faculty exhibits a positive outlook and attitude in the class.
- Very positive and enthusiastic faculty
- This syllabus is long
- Political science class need improvement
- Great and well organized faculty

### **10.12 Action Plan for 2020-2021**

Noted the comments of students on faculty and discussed the matter with all teaching staffs of the colleges. As per the comments from the students, initiatives started to improve the class room activities of teachers. All the comments rose from the students taken seriously.

## **11 Parents Feedback 2020-2021**

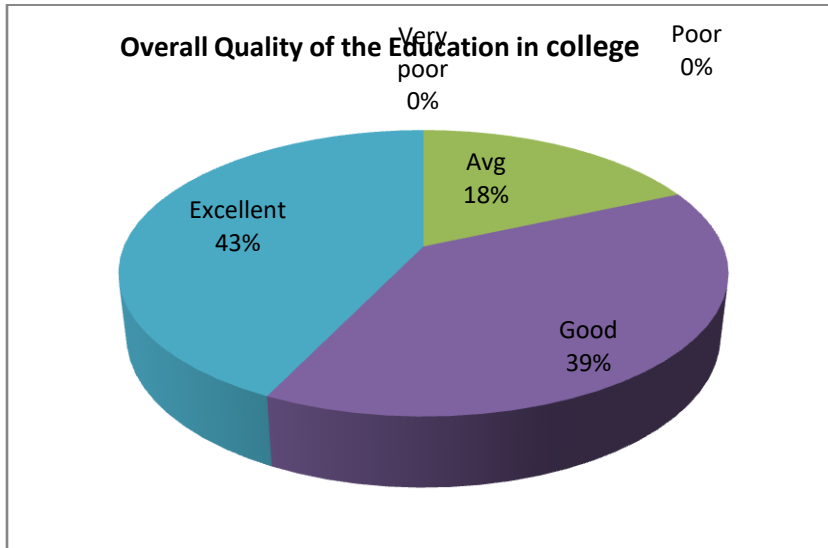
Parents have entrusted the future of their children into our hands and thus they play a vital role in the development and enhancement of the quality of this learning experiences. Feedback from parents allows the institute to evaluate its service provision and thus cater to provide excellent service towards the students. The feedback analysis process has put an increasing emphasis on the need for involvement of parents in the quality assurance of excellent education. Parent's feedback has three main objectives:

1. To provide parents the opportunity to comment on the quality of their ward's learning experience, as required in preparation for and as part of review process.
2. To assess the success of academic provision in relation to the expectations of both the parents and the students.
3. To provide feedback to the faculties in order to improve delivery and/or content of the curriculum

In order to analyze the Parents responses on syllabus various questions were asked and 51 responses were collected from the students. Each one of them is explained below.

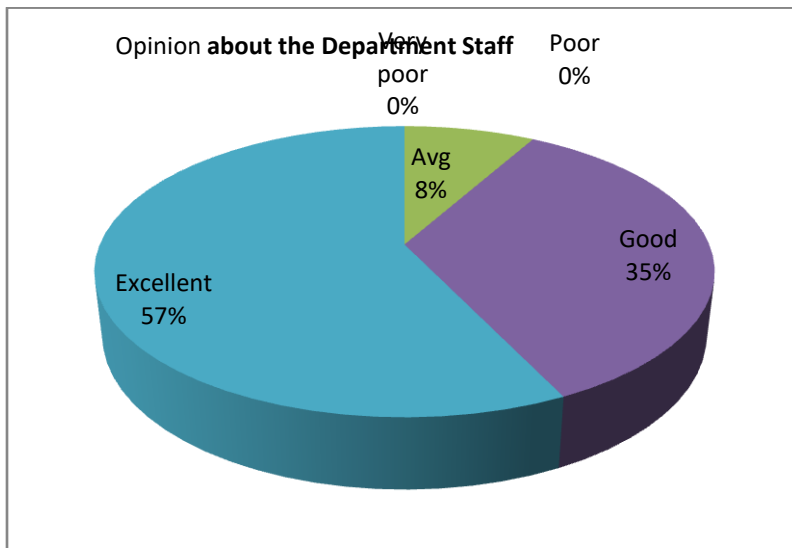
### **11.1 Overall Quality of the Education in college**

The responses of the Parents on the Overall Quality of the Education in college. 43% observed that overall quality of the education is excellent. 39% observed it was good and only 18 % observed it as average.



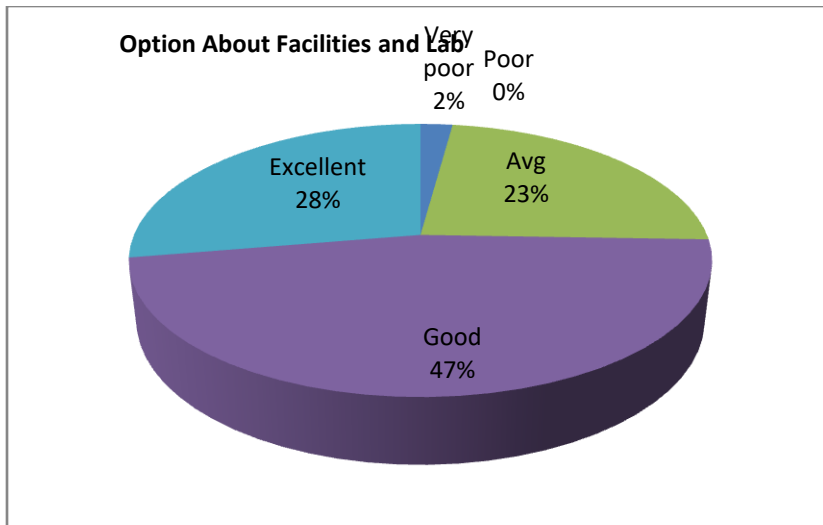
### 11.2 Opinion about the Department Staff

57 % observed it as excellent and 35% observed as good. Only 8% has the observation about department staff as average.



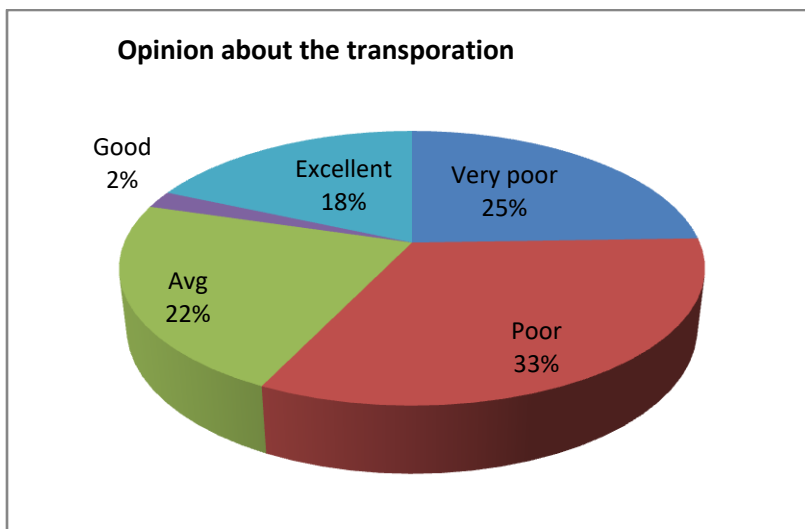
### 11.3 Opinion about Facilities and Lab

The responses of the Parents on Option about Facilities and Lab. 47% observed as good and 28 % observed as excellent 23% responded as average.



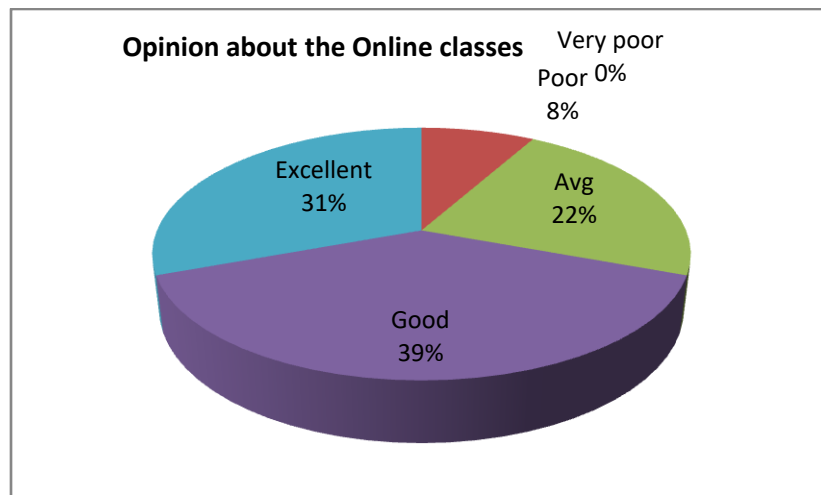
### 11.4 Opinion about the Transportation

The responses of the Parents on Option about Transportation facilities to college. It was observed that, 18 % Parents feel that, Option about Transportation facilities to college is excellent and 2% feel good. Also, 22% parents feel that, Opinion about Transportation facilities to college is average. Whereas, 33% respondents opinion about Transportation facilities to college is poor and 25% says very Poor.



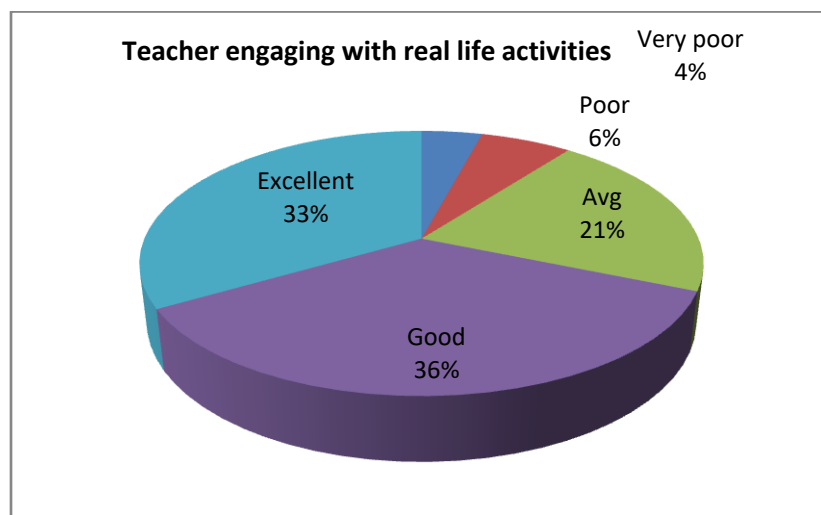
### 11.5 Opinion about Online Class

The responses of the Parents on Option about Online Class. It was observed that, 31 % Parents feel that, Option Online Class is excellent and 39 % feel good. Also, 22% Parents feel that, Opinion about Online Class is average. Whereas, 8% respondents Opinion about Online Class is poor .



### 11.6 Teacher engaging with real life activities

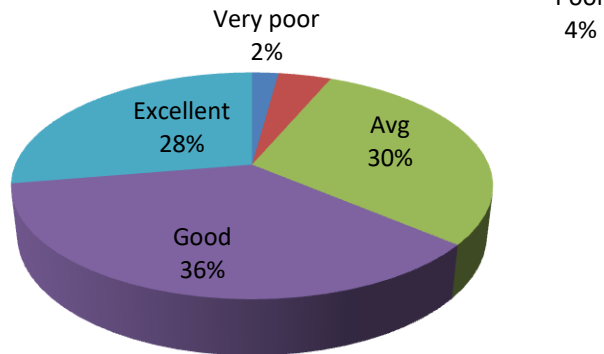
The responses of the Parents on Option about Teacher engaging with real life activities. It was observed that, 33 % Parents feel that, Option about Teacher engaging with real life activities is excellent and 36 % feel good. Also, 21% Parents feel that, Option about Teacher engaging with real life activities is average. Whereas, 6% respondents Option about Teacher engaging with real life activities is poor



### 11.7 Opinion about Cost of Studies

The responses of the Parents on Option about Cost of Studies. It was observed that, 28 % Parents feel that, Option about Cost of Studies is excellent and 36 % feel good. Also, 30 % Parents feel that, Cost of Studies is average. Whereas, 4% respondents Cost of Studies is poor a 2% feel very poor

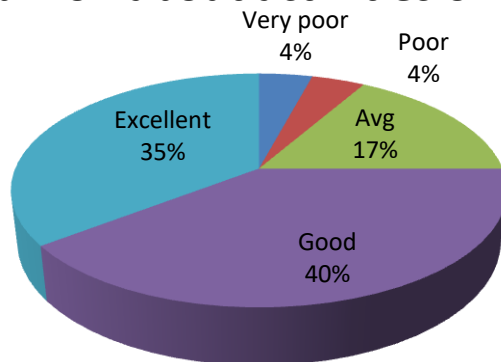
## Opinion about Cost of Studies



### 11.8 Opinion Activities of PTA

The responses of the Parents on Opinion about Activities of PTA. It was observed that, 35 % Parents feel that, Opinion about Activities of PTA is excellent and 40 % feel good. Also, 17 % Parents feel that, Activities of PTA is average. Whereas, 4% respondents Activities of PTA is poor and 4% feel very poor

## Opinion about activities of PTA



### Suggestions and Comments from Students

- Please improve the transportation facilities to college
- Encourage goal settings
- It will be true good for my child.
- hey have some transport facilities and sometimes network issues in online class in other hand all are well

## **12 Action Plan for 2020-2021**

Feedback from parents has been collected and discussed in department meetings, staff meetings, PTA meetings, Council meetings etc. Decided to consider the comments from parents and do necessary actions.

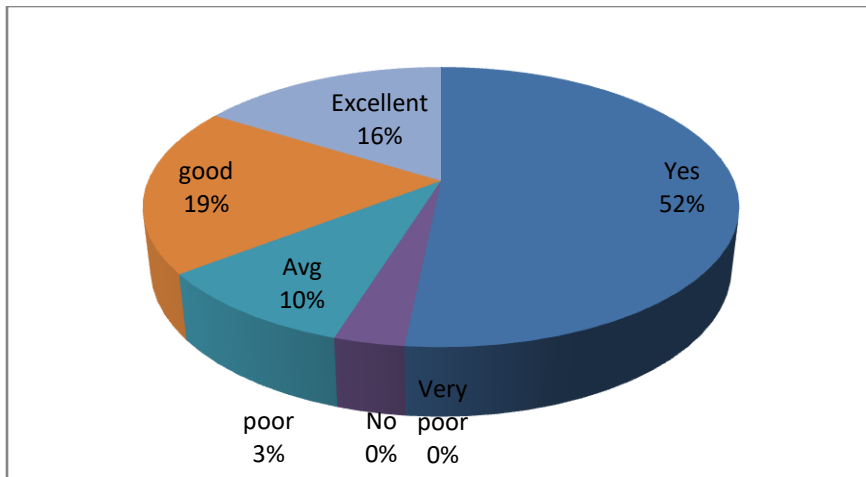
## **13 Alumni Feedback 2020-21**

Alumni's generate invaluable contributions to the institute by their social and professional networks. Once they enter the work force they make good judgments about the course they did its content, its relevance and its applicability in real life situations. From this, we pooled information from the alumni and their feedback.

We collect feedbacks from our Alumni personally. We have designed a special feedback form on curriculum development. We are also collecting feedback from Alumni on Course Content, Teaching Learning Process, Curriculum /Syllabus / Evaluation process, Library/ Sports/others and Administration. It is the tradition of the college to involve alumni in its activities. We believe that alumni feedback is an important source of information for betterment and development of the institution. We started collecting curriculum feedback from the Academic Year 2018-19. In order to analyze the alumni feedback on various questions were asked and 31 responses were collected from the students. Each one of them is explained below.

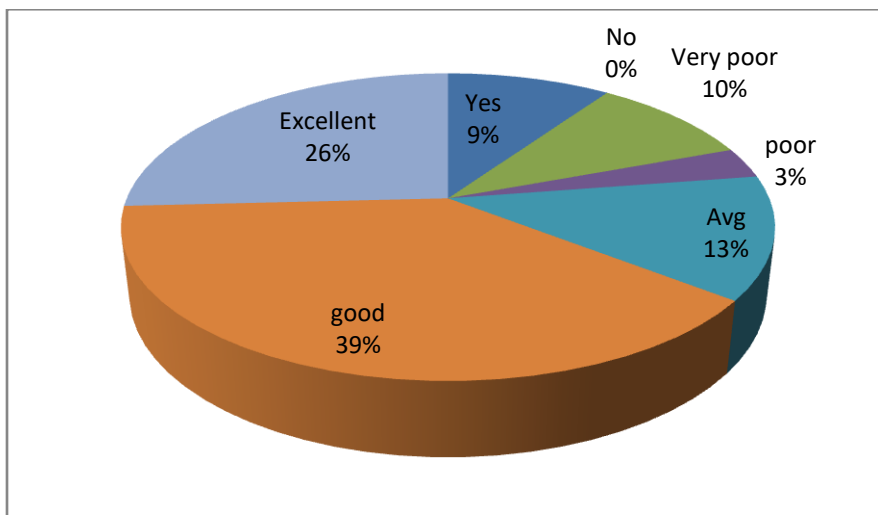
### **13.1 Do you feel proud to be associated with our college as an Alumni**

Total number of responses received from alumni about How to feel proud to be associated with our college is 31. It was observed that, 52% of alumni's feel that they proud to be associated with our college as an alumni, 16% and 19% of response said that, they feel excellent and good. Whereas, 10% stating it's feel average, 3% feel that they are not feeling proud to be associated with our college.



### 13.2 How do you rate development activities organized by the Department/College/Institute for your overall development?

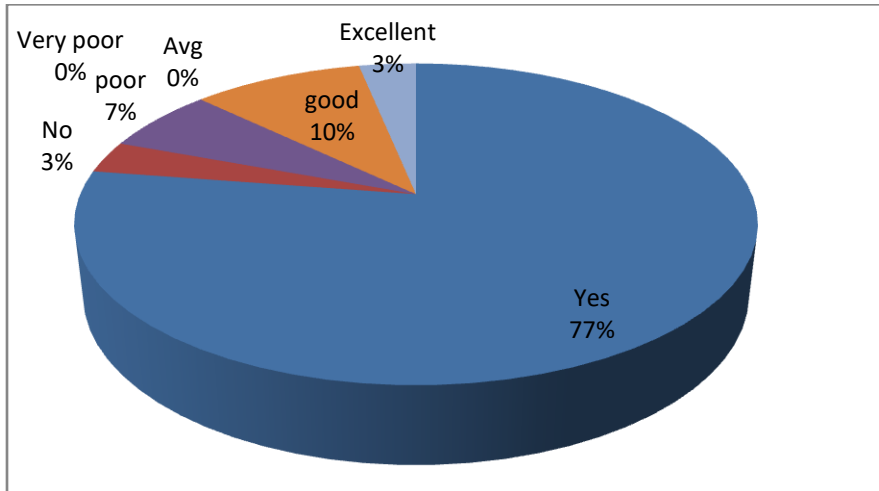
Total 31 number of alumni rated development activities organized by the Department/College/Institute. It was observed that, 26% of Alumni are rated excellent and 39%, rated as good, 13% rated only average. Whereas, 3% rated as Poor and 10% rate as very poor.



### 13.3 Are you willing to participate in the alumni activities for the development of the college?

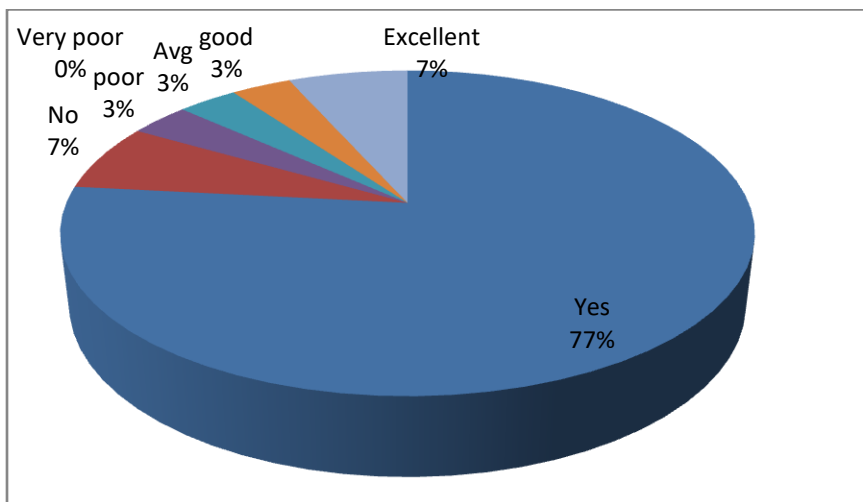
Total 31 numbers of Alumni responded about Willingness alumni activities in the development of the college. It was observed that, 77 % alumni are willing to participate in the alumni

activities for the development of the college. Where 3% of Alumni are responded that they are not willing to the activities on participation of alumni's



### 13.4 Is the course structure relevant to progress for higher levels?

Total number of 31 Alumni responded the question about the course structure relevant to the progress for higher level. It was observed that, 77% responded that course structure were relevant to their progress. Where 14% respond that it influences only average level only, 6% respond that course structure not relevant to progress for higher levels

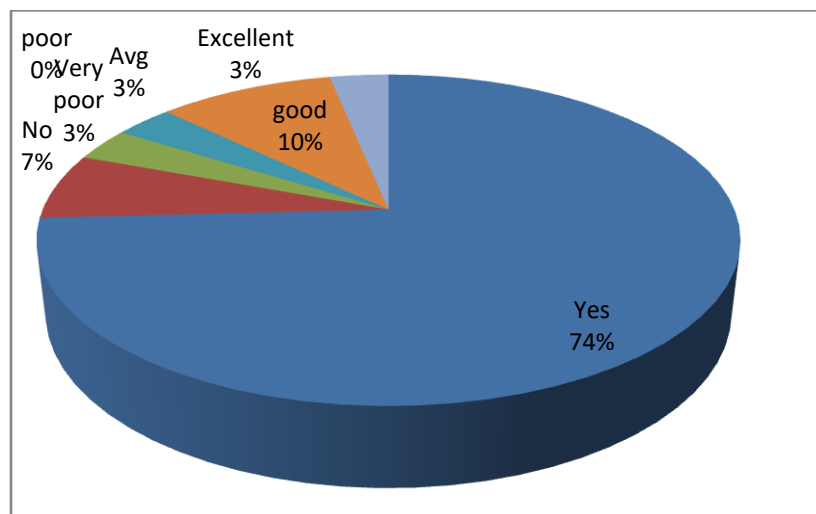


### 13.5 Is the course design applicable to real life situation?

Total 31 numbers of alumni respond the question about the course design applicable to the real life. It was observed that, 74% responded that the course design applicable to their real life ,



10% rated greatly applicable in their real life where 7% said poor applicable and 3% said very poor applicable



## 14 Employer Feedback on Students

Feedbacks forms were circulated to various employers to know about the various skills of the students and to check whether the institutional values provide good employment skills to compete with the emerging world. So that the institution can become much better and provide better employees further.

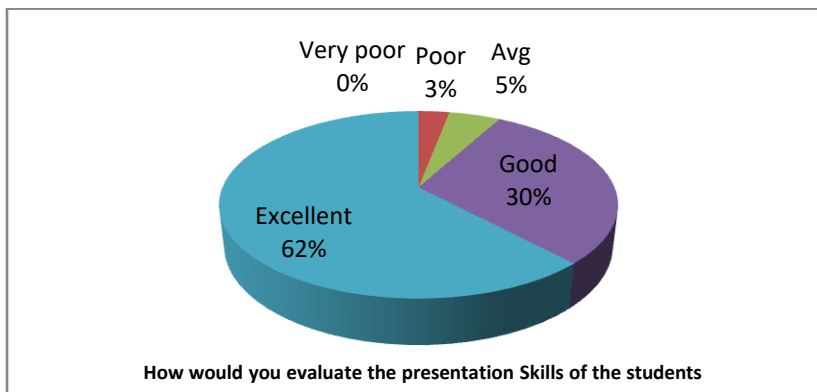
### 14.1 How would you evaluate the Professional ethics and Punctuality of the students

The responses of the employer about professional ethics and punctuality of students was exciting. It was observed that, 64% feel that, professional ethics and punctuality makes interest is excellent and 21 % feel good. Also, 11 % feel that professional ethics and punctuality is average. Whereas, 4% feel that is poor.



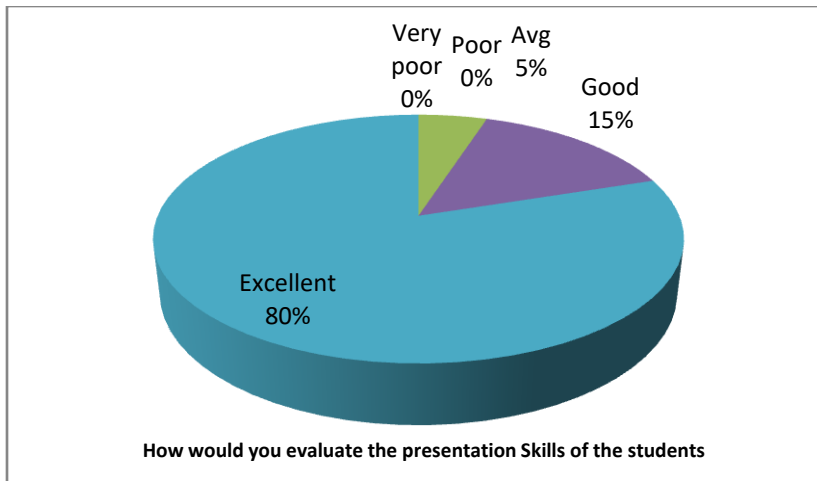
## 14.2 How would you evaluate Presentation Skills of students

Responses of the employer about presentation skills of the students were exciting. It was observed that, 63% feel that, Presentation skills make interest is excellent and 20 % feel good. Also, 12% feel that professional ethics and Punctuality is average. Whereas, 5% feel that is poor.



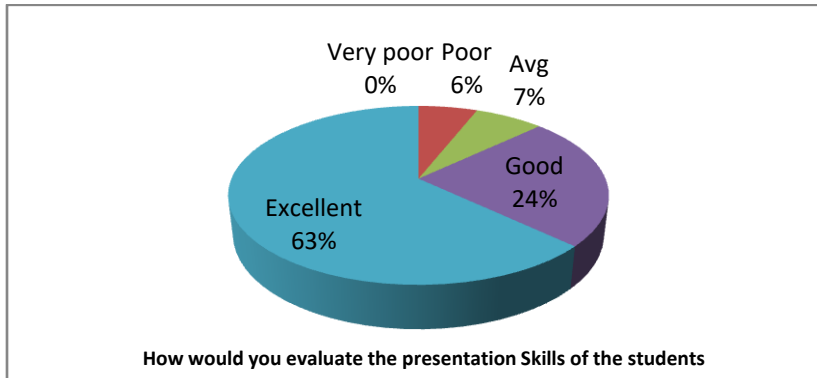
## 14.3 How can be evaluate the work culture adaptability of the student

The responses of the employer about work culture adaptability of the student were exciting. It was observed that, 66% feel the work culture adaptability of the student is excellent and 17 % feel good. Also, 13% feel work culture adaptability of the student is average 4% it's very poor.



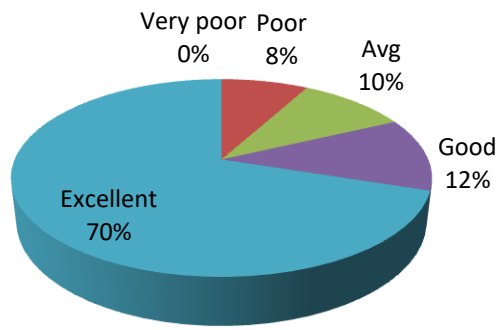
#### 14.4 What is the level of Participation for Research and Development activities

The responses of the employer about the level of participation of students in research and development activities were excellent. It was observed that, 69% feel that it is excellent and 14% feel good. Also, 12% feel it is average 5% poor



#### 14.5 How would be useful the students additional skill

The responses of the employer about students' additional skills were interesting. 73% feel it was excellent. It was observed that, 13% feel that it is excellent and 10% feel good. Also 4% feels its average.



How would you evaluate the presentation Skills of the students